

Grid Ref :294040 205910

Job No : : G00002

Drawn by : GCD

Times : : 07.15-09.15 and 16.00-18.0

Date : 30/09/2008



IG.Germain, Director, Capita Glamorgan Consultancy
Moy Road Industrial Estate, Taff's Well, Cardiff CF15 7GE.

Enviroparks Study - Site B

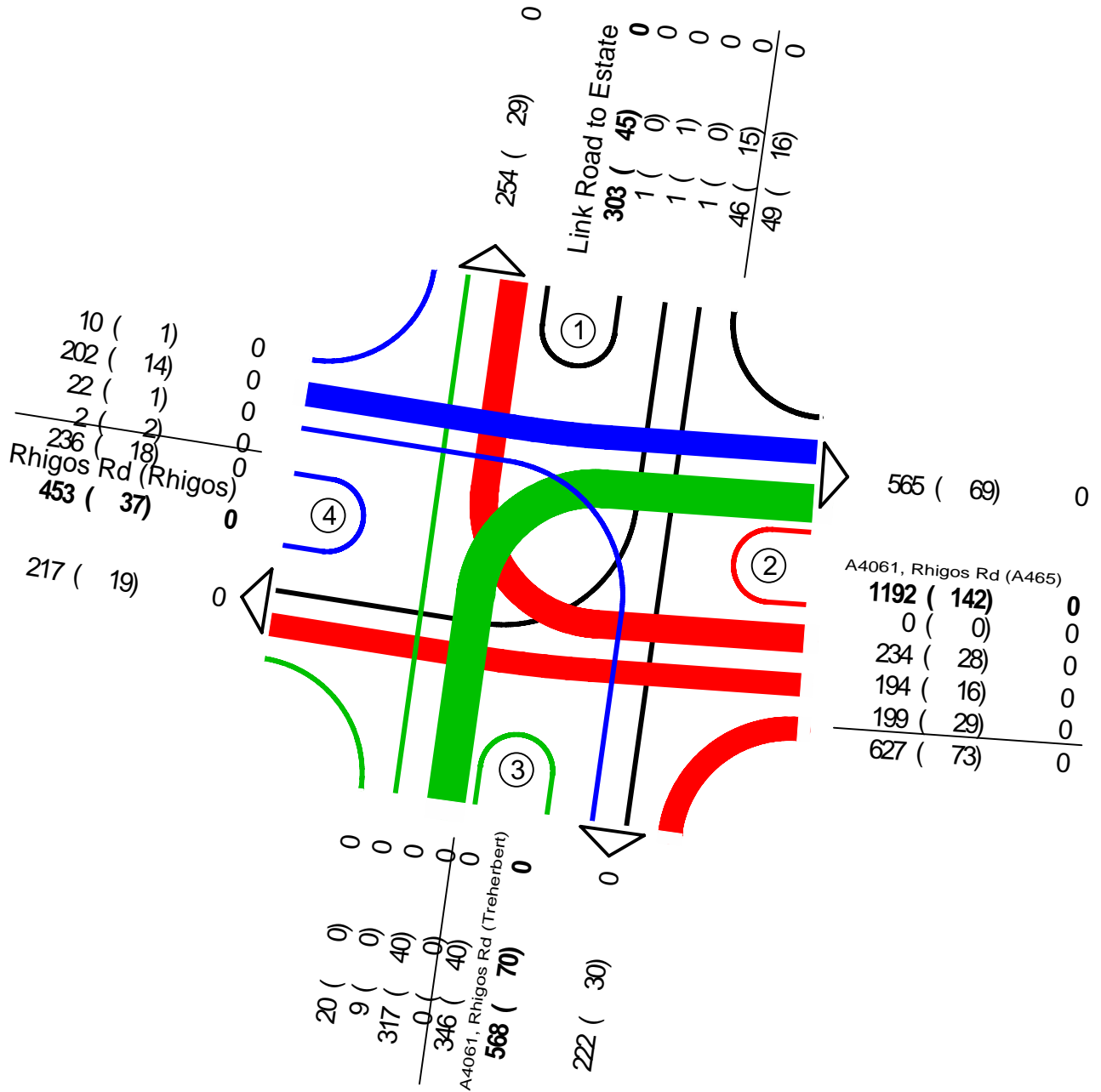
A4061, Rhigos Rd / Link Road to Estate. Site B

site : CY0944
 place : Hirwaun Estate
 date : Tuesday, 30/09/2008
 block : 07:15 - 09:15 hrs



1 Link Road to Estate
 2 A4061, Rhigos Rd (A465)
 3 A4061, Rhigos Rd (Treherbert)
 4 Rhigos Rd (Rhigos)

Grid ref. 294040 205910
 Job no. G00002

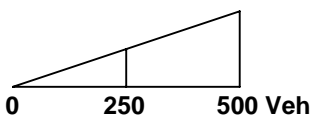


Veh (HGV) Cyc

Veh=Car + LGV + HGV + Bus + MCL

HGV=HGV + Bus

Cyc=Cyc

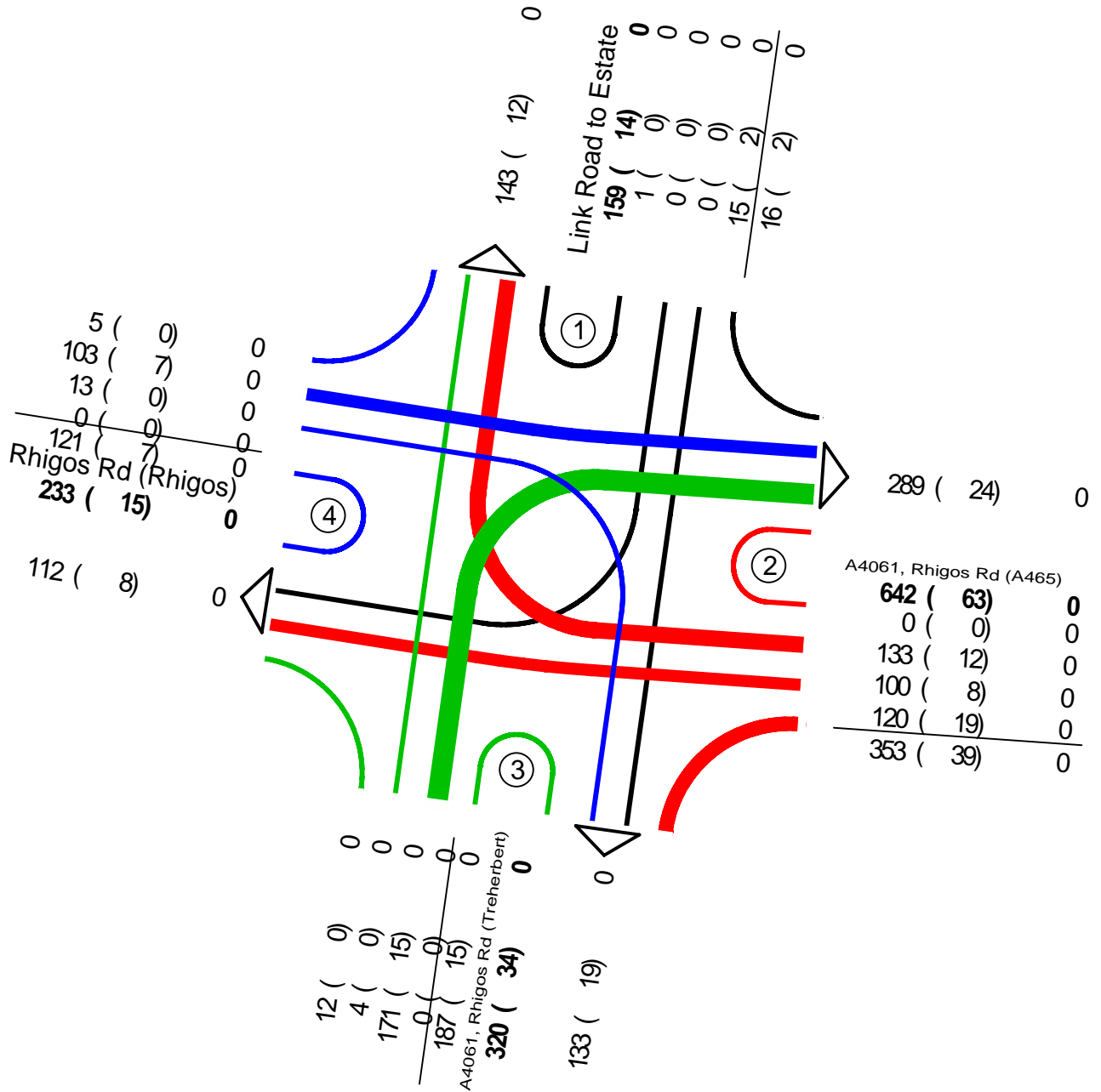


A4061, Rhigos Rd / Link Road to Estate. Site B

site : CY0944
 place : Hirwaun Estate
 date : Tuesday, 30/09/2008
 block : 07:15 - 09:15 hrs
 peak-hour : 07:30 - 08:30 hrs

- 1 Link Road to Estate
- 2 A4061, Rhigos Rd (A465)
- 3 A4061, Rhigos Rd (Treherbert)
- 4 Rhigos Rd (Rhigos)

Grid ref. 294040 205910
 Job no. G00002

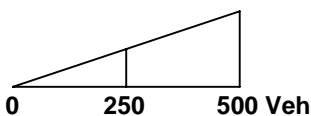


Veh (HGV) Cyc

Veh=Car + LGV + HGV + Bus + MCL

HGV=HGV + Bus

Cyc=Cyc



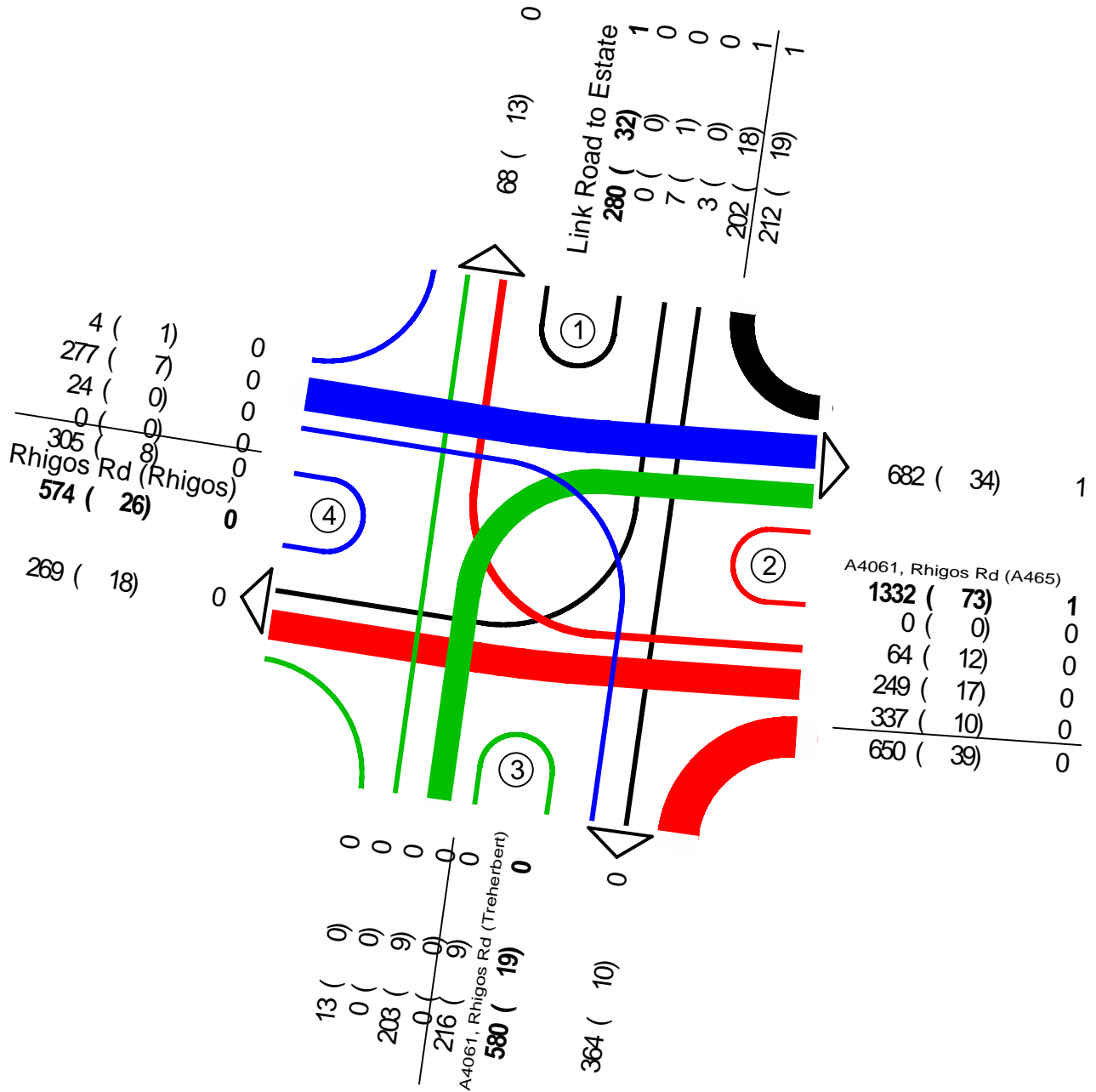
A4061, Rhigos Rd / Link Road to Estate. Site B

site : CY0944
 place : Hirwaun Estate
 date : Tuesday, 30/09/2008
 block : 16:00 - 18:00 hrs



- 1 Link Road to Estate
- 2 A4061, Rhigos Rd (A465)
- 3 A4061, Rhigos Rd (Treherbert)
- 4 Rhigos Rd (Rhigos)

Grid ref. 294040 205910
 Job no. G00002

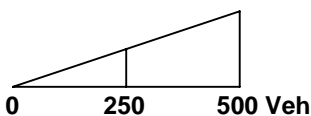


Veh (HGV) Cyc

Veh=Car + LGV + HGV + Bus + MCL

HGV=HGV + Bus

Cyc=Cyc

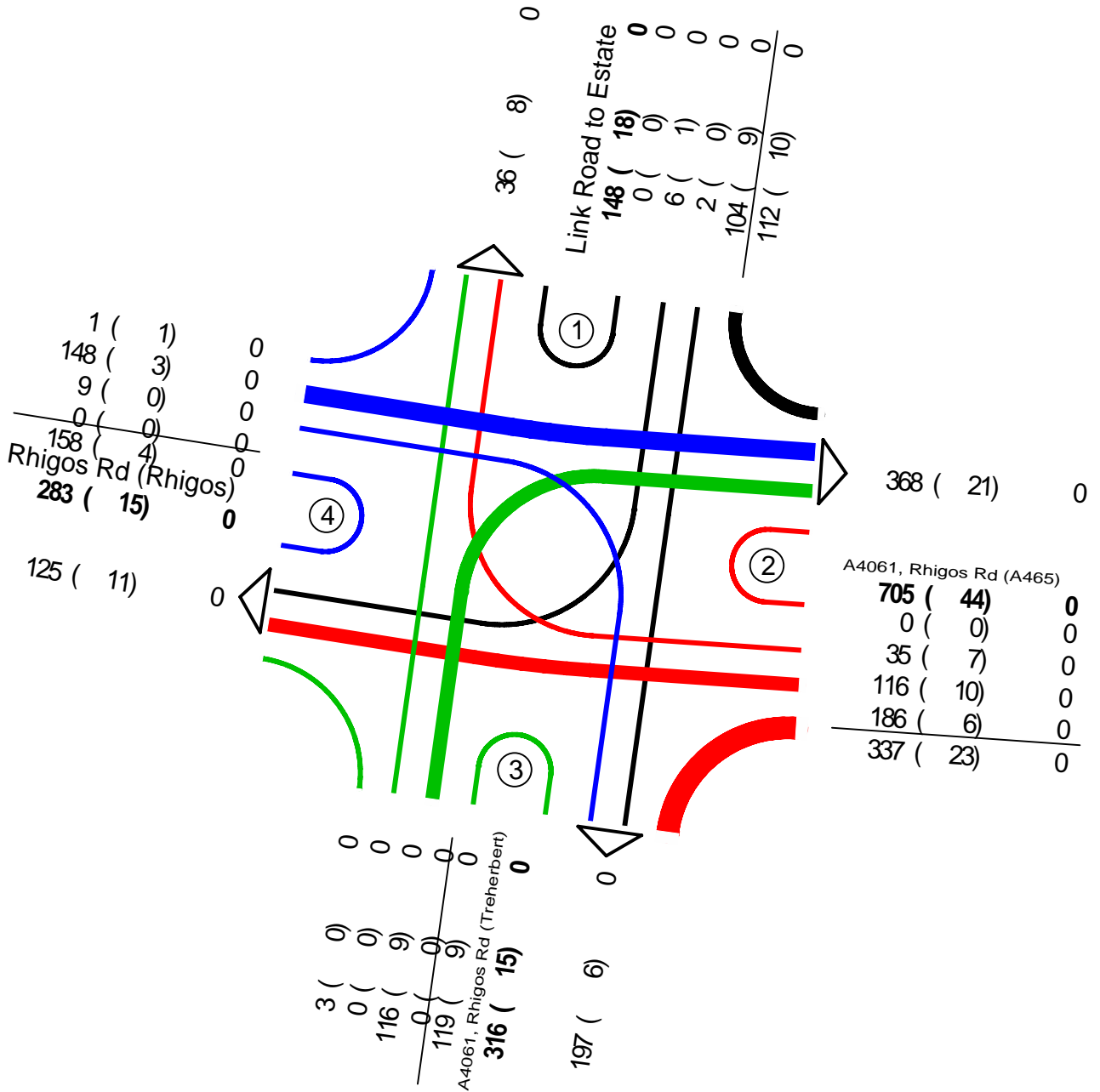


A4061, Rhigos Rd / Link Road to Estate. Site B

site : CY0944
 place : Hirwaun Estate
 date : Tuesday, 30/09/2008
 block : 16:00 - 18:00 hrs
 peak-hour : 16:00 - 17:00 hrs

- 1 Link Road to Estate
- 2 A4061, Rhigos Rd (A465)
- 3 A4061, Rhigos Rd (Treherbert)
- 4 Rhigos Rd (Rhigos)

Grid ref. 294040 205910
 Job no. G00002

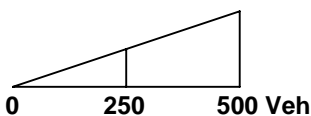


Veh (HGV) Cyc

Veh=Car + LGV + HGV + Bus + MCL

HGV=HGV + Bus

Cyc=Cyc



Enviroparks Study, Hirwaun.

Survey Location.....A4061 Rhigos Road Roundabout, Hirwaun Estate

Site B

Date/Day of survey.....Tuesday 30/09/2008

Site reference number.....CY0944

Movement	1 to 1						
	Car	Lgv	Hgv	Bus	Motor Cycle	Pedal Cycle	Total Vehicles
7:15-7:30	0	0	0	0	0	0	0
7:30-7:45	0	0	0	0	0	0	0
7:45-8:00	0	0	0	0	0	0	0
8:00-8:15	0	0	0	0	0	0	0
Total	0	0	0	0	0	0	0
8:15-8:30	1	0	0	0	0	0	1
8:30-8:45	0	0	0	0	0	0	0
8:45-9:00	0	0	0	0	0	0	0
9:00-9:15	0	0	0	0	0	0	0
Total	1	0	0	0	0	0	1

Movement	1 to 1						
	Car	Lgv	Hgv	Bus	Motor Cycle	Pedal Cycle	Total Vehicles
16:00-16:15	0	0	0	0	0	0	0
16:15-16:30	0	0	0	0	0	0	0
16:30-16:45	0	0	0	0	0	0	0
16:45-17:00	0	0	0	0	0	0	0
Total	0	0	0	0	0	0	0
17:00-17:15	0	0	0	0	0	0	0
17:15-17:30	0	0	0	0	0	0	0
17:30-17:45	0	0	0	0	0	0	0
17:45-18:00	0	0	0	0	0	0	0
Total	0	0	0	0	0	0	0

Movement	1 to 2						
	Car	Lgv	Hgv	Bus	Motor Cycle	Pedal Cycle	Total Vehicles
7:15-7:30	1	3	3	0	0	0	7
7:30-7:45	0	0	1	0	0	0	1
7:45-8:00	2	2	0	0	0	0	4
8:00-8:15	2	1	0	0	0	0	3
Total	5	6	4	0	0	0	15
8:15-8:30	4	2	1	0	0	0	7
8:30-8:45	1	2	2	0	0	0	5
8:45-9:00	4	1	1	0	0	0	6
9:00-9:15	3	3	7	0	0	0	13
Total	12	8	11	0	0	0	31

Movement	1 to 2						
	Car	Lgv	Hgv	Bus	Motor Cycle	Pedal Cycle	Total Vehicles
16:00-16:15	27	5	2	0	3	0	37
16:15-16:30	20	4	4	0	1	0	29
16:30-16:45	12	2	2	0	0	0	16
16:45-17:00	16	5	1	0	0	0	22
Total	75	16	9	0	4	0	104
17:00-17:15	47	3	3	0	0	1	53
17:15-17:30	12	4	4	0	0	0	20
17:30-17:45	9	3	0	0	0	0	12
17:45-18:00	11	0	2	0	0	0	13
Total	79	10	9	0	0	1	98

Enviroparks Study, Hirwaun.

Survey Location.....A4061 Rhigos Road Roundabout, Hirwaun Estate

Site B

Date/Day of survey.....Tuesday 30/09/2008

Site reference number.....CY0944

Movement	1 to 3						
	Car	Lgv	Hgv	Bus	Motor Cycle	Pedal Cycle	Total Vehicles
7:15-7:30	0	0	0	0	0	0	0
7:30-7:45	0	0	0	0	0	0	0
7:45-8:00	0	0	0	0	0	0	0
8:00-8:15	0	0	0	0	0	0	0
Total	0	0	0	0	0	0	0
8:15-8:30	0	0	0	0	0	0	0
8:30-8:45	1	0	0	0	0	0	1
8:45-9:00	0	0	0	0	0	0	0
9:00-9:15	0	0	0	0	0	0	0
Total	1	0	0	0	0	0	1

Movement	1 to 3						
	Car	Lgv	Hgv	Bus	Motor Cycle	Pedal Cycle	Total Vehicles
16:00-16:15	1	0	0	0	0	0	1
16:15-16:30	0	0	0	0	0	0	0
16:30-16:45	0	0	0	0	0	0	0
16:45-17:00	1	0	0	0	0	0	1
Total	2	0	0	0	0	0	2
17:00-17:15	0	0	0	0	0	0	0
17:15-17:30	0	0	0	0	0	0	0
17:30-17:45	0	0	0	0	0	0	0
17:45-18:00	1	0	0	0	0	0	1
Total	1	0	0	0	0	0	1

Movement	1 to 4						
	Car	Lgv	Hgv	Bus	Motor Cycle	Pedal Cycle	Total Vehicles
7:15-7:30	0	0	0	0	0	0	0
7:30-7:45	0	0	0	0	0	0	0
7:45-8:00	0	0	0	0	0	0	0
8:00-8:15	0	0	0	0	0	0	0
Total	0	0	0	0	0	0	0
8:15-8:30	0	0	0	0	0	0	0
8:30-8:45	0	0	0	1	0	0	1
8:45-9:00	0	0	0	0	0	0	0
9:00-9:15	0	0	0	0	0	0	0
Total	0	0	0	1	0	0	1

Movement	1 to 4						
	Car	Lgv	Hgv	Bus	Motor Cycle	Pedal Cycle	Total Vehicles
16:00-16:15	2	0	1	0	0	0	3
16:15-16:30	1	0	0	0	0	0	1
16:30-16:45	1	0	0	0	0	0	1
16:45-17:00	1	0	0	0	0	0	1
Total	5	0	1	0	0	0	6
17:00-17:15	0	0	0	0	0	0	0
17:15-17:30	0	0	0	0	0	0	0
17:30-17:45	0	1	0	0	0	0	1
17:45-18:00	0	0	0	0	0	0	0
Total	0	1	0	0	0	0	1

Enviroparks Study, Hirwaun.

Survey Location.....A4061 Rhigos Road Roundabout, Hirwaun Estate

Site B

Date/Day of survey.....Tuesday 30/09/2008

Site reference number.....CY0944

Movement	2 to 3						Total Vehicles
	Car	Lgv	Hgv	Bus	Motor Cycle	Pedal Cycle	
7:15-7:30	10	5	1	0	0	0	16
7:30-7:45	18	14	3	0	0	0	35
7:45-8:00	18	6	4	0	0	0	28
8:00-8:15	20	3	8	0	0	0	31
Total	66	28	16	0	0	0	110
8:15-8:30	16	6	4	0	0	0	26
8:30-8:45	17	6	2	0	0	0	25
8:45-9:00	12	10	5	1	1	0	29
9:00-9:15	6	2	1	0	0	0	9
Total	51	24	12	1	1	0	89

Movement	2 to 3						Total Vehicles
	Car	Lgv	Hgv	Bus	Motor Cycle	Pedal Cycle	
16:00-16:15	30	6	1	1	0	0	38
16:15-16:30	38	19	0	0	0	0	57
16:30-16:45	31	16	2	0	0	0	49
16:45-17:00	33	7	2	0	0	0	42
Total	132	48	5	1	0	0	186
							0
17:00-17:15	22	10	0	1	0	0	33
17:15-17:30	37	10	2	0	0	0	49
17:30-17:45	31	7	1	0	0	0	39
17:45-18:00	25	5	0	0	0	0	30
Total	115	32	3	1	0	0	151

Movement	2 to 4						Total Vehicles
	Car	Lgv	Hgv	Bus	Motor Cycle	Pedal Cycle	
7:15-7:30	21	8	0	0	0	0	29
7:30-7:45	9	5	1	2	0	0	17
7:45-8:00	25	7	0	1	0	0	33
8:00-8:15	16	2	0	2	0	0	20
Total	71	22	1	5	0	0	99
8:15-8:30	22	6	1	1	0	0	30
8:30-8:45	11	2	1	1	0	0	15
8:45-9:00	16	4	2	0	0	0	22
9:00-9:15	15	9	2	2	0	0	28
Total	64	21	6	4	0	0	95

Movement	2 to 4						Total Vehicles
	Car	Lgv	Hgv	Bus	Motor Cycle	Pedal Cycle	
16:00-16:15	16	4	3	1	0	0	24
16:15-16:30	35	4	0	0	0	0	39
16:30-16:45	16	5	3	2	0	0	26
16:45-17:00	22	4	1	0	0	0	27
Total	89	17	7	3	0	0	116
17:00-17:15	30	2	2	1	0	0	35
17:15-17:30	28	1	1	1	0	0	31
17:30-17:45	29	3	0	2	0	0	34
17:45-18:00	29	4	0	0	0	0	33
Total	116	10	3	4	0	0	133

Enviroparks Study, Hirwaun.

Survey Location.....A4061 Rhigos Road Roundabout, Hirwaun Estate

Site B

Date/Day of survey.....Tuesday 30/09/2008

Site reference number.....CY0944

Movement	3 to 1						Total Vehicles
	Car	Lgv	Hgv	Bus	Motor Cycle	Pedal Cycle	
7:15-7:30	2	0	0	0	0	0	2
7:30-7:45	0	0	0	0	0	0	0
7:45-8:00	1	1	0	0	0	0	2
8:00-8:15	2	0	0	0	0	0	2
Total	5	1	0	0	0	0	6
8:15-8:30	0	0	0	0	0	0	0
8:30-8:45	0	2	0	0	0	0	2
8:45-9:00	0	1	0	0	0	0	1
9:00-9:15	0	0	0	0	0	0	0
Total	0	3	0	0	0	0	3

Movement	3 to 1						Total Vehicles
	Car	Lgv	Hgv	Bus	Motor Cycle	Pedal Cycle	
16:00-16:15	0	0	0	0	0	0	0
16:15-16:30	0	0	0	0	0	0	0
16:30-16:45	0	0	0	0	0	0	0
16:45-17:00	0	0	0	0	0	0	0
Total	0	0	0	0	0	0	0
17:00-17:15	0	0	0	0	0	0	0
17:15-17:30	0	0	0	0	0	0	0
17:30-17:45	0	0	0	0	0	0	0
17:45-18:00	0	0	0	0	0	0	0
Total	0	0	0	0	0	0	0

Movement	3 to 2						Total Vehicles
	Car	Lgv	Hgv	Bus	Motor Cycle	Pedal Cycle	
7:15-7:30	17	22	7	0	0	0	46
7:30-7:45	23	12	5	0	0	0	40
7:45-8:00	20	8	2	1	0	0	31
8:00-8:15	34	17	4	0	0	0	55
Total	94	59	18	1	0	0	172
8:15-8:30	35	7	2	1	0	0	45
8:30-8:45	23	7	8	0	0	0	38
8:45-9:00	19	8	7	0	0	0	34
9:00-9:15	14	11	3	0	0	0	28
Total	91	33	20	1	0	0	145

Movement	3 to 2						Total Vehicles
	Car	Lgv	Hgv	Bus	Motor Cycle	Pedal Cycle	
16:00-16:15	23	9	0	0	0	0	32
16:15-16:30	14	10	5	0	0	0	29
16:30-16:45	24	7	2	0	0	0	33
16:45-17:00	16	4	2	0	0	0	22
Total	77	30	9	0	0	0	116
17:00-17:15	13	3	0	0	0	0	16
17:15-17:30	19	3	0	0	0	0	22
17:30-17:45	28	2	0	0	0	0	30
17:45-18:00	14	4	0	0	1	0	19
Total	74	12	0	0	1	0	87

Enviroparks Study, Hirwaun.

Survey Location.....A4061 Rhigos Road Roundabout, Hirwaun Estate

Site B

Date/Day of survey.....Tuesday 30/09/2008

Site reference number.....CY0944

Movement	3 to 3						
	Car	Lgv	Hgv	Bus	Motor Cycle	Pedal Cycle	Total Vehicles
7:15-7:30	0	0	0	0	0	0	0
7:30-7:45	0	0	0	0	0	0	0
7:45-8:00	0	0	0	0	0	0	0
8:00-8:15	0	0	0	0	0	0	0
Total	0	0	0	0	0	0	0
8:15-8:30	0	0	0	0	0	0	0
8:30-8:45	0	0	0	0	0	0	0
8:45-9:00	0	0	0	0	0	0	0
9:00-9:15	0	0	0	0	0	0	0
Total	0	0	0	0	0	0	0

Movement	3 to 3						
	Car	Lgv	Hgv	Bus	Motor Cycle	Pedal Cycle	Total Vehicles
16:00-16:15	0	0	0	0	0	0	0
16:15-16:30	0	0	0	0	0	0	0
16:30-16:45	0	0	0	0	0	0	0
16:45-17:00	0	0	0	0	0	0	0
Total	0	0	0	0	0	0	0
17:00-17:15	0	0	0	0	0	0	0
17:15-17:30	0	0	0	0	0	0	0
17:30-17:45	0	0	0	0	0	0	0
17:45-18:00	0	0	0	0	0	0	0
Total	0	0	0	0	0	0	0

Movement	3 to 4						
	Car	Lgv	Hgv	Bus	Motor Cycle	Pedal Cycle	Total Vehicles
7:15-7:30	2	1	0	0	0	0	3
7:30-7:45	1	1	0	0	0	0	2
7:45-8:00	0	1	0	0	0	0	1
8:00-8:15	4	1	0	0	0	0	5
Total	7	4	0	0	0	0	11
8:15-8:30	4	0	0	0	0	0	4
8:30-8:45	1	0	0	0	0	0	1
8:45-9:00	2	0	0	0	0	0	2
9:00-9:15	1	1	0	0	0	0	2
Total	8	1	0	0	0	0	9

Movement	3 to 4						
	Car	Lgv	Hgv	Bus	Motor Cycle	Pedal Cycle	Total Vehicles
16:00-16:15	0	1	0	0	0	0	1
16:15-16:30	1	1	0	0	0	0	2
16:30-16:45	0	0	0	0	0	0	0
16:45-17:00	0	0	0	0	0	0	0
Total	1	2	0	0	0	0	3
17:00-17:15	1	1	0	0	0	0	2
17:15-17:30	2	0	0	0	0	0	2
17:30-17:45	5	0	0	0	0	0	5
17:45-18:00	1	0	0	0	0	0	1
Total	9	1	0	0	0	0	10

Enviroparks Study, Hirwaun.

Survey Location.....A4061 Rhigos Road Roundabout, Hirwaun Estate

Site B

Date/Day of survey.....Tuesday 30/09/2008

Site reference number.....CY0944

Movement	4 to 1						Total Vehicles
	Car	Lgv	Hgv	Bus	Motor Cycle	Pedal Cycle	
7:15-7:30	1	0	0	0	0	0	1
7:30-7:45	0	1	0	0	0	0	1
7:45-8:00	3	0	0	0	0	0	3
8:00-8:15	1	0	0	0	0	0	1
Total	5	1	0	0	0	0	6
8:15-8:30	0	0	0	0	0	0	0
8:30-8:45	1	0	0	0	0	0	1
8:45-9:00	0	0	0	0	0	0	0
9:00-9:15	1	1	1	0	0	0	3
Total	2	1	1	0	0	0	4

Movement	4 to 1						Total Vehicles
	Car	Lgv	Hgv	Bus	Motor Cycle	Pedal Cycle	
16:00-16:15	0	0	1	0	0	0	1
16:15-16:30	0	0	0	0	0	0	0
16:30-16:45	0	0	0	0	0	0	0
16:45-17:00	0	0	0	0	0	0	0
Total	0	0	1	0	0	0	1
17:00-17:15	1	0	0	0	0	0	1
17:15-17:30	1	0	0	0	0	0	1
17:30-17:45	1	0	0	0	0	0	1
17:45-18:00	0	0	0	0	0	0	0
Total	3	0	0	0	0	0	3

Movement	4 to 2						Total Vehicles
	Car	Lgv	Hgv	Bus	Motor Cycle	Pedal Cycle	
7:15-7:30	11	2	1	1	0	0	15
7:30-7:45	10	6	0	0	0	0	16
7:45-8:00	22	7	1	2	0	0	32
8:00-8:15	19	9	1	1	0	0	30
Total	62	24	3	4	0	0	93
8:15-8:30	20	3	0	2	0	0	25
8:30-8:45	26	4	0	1	0	0	31
8:45-9:00	20	8	1	2	0	0	31
9:00-9:15	16	5	0	1	0	0	22
Total	82	20	1	6	0	0	109

Movement	4 to 2						Total Vehicles
	Car	Lgv	Hgv	Bus	Motor Cycle	Pedal Cycle	
16:00-16:15	24	14	0	1	1	0	40
16:15-16:30	27	4	0	0	1	0	32
16:30-16:45	31	8	0	1	0	0	40
16:45-17:00	28	7	0	1	0	0	36
Total	110	33	0	3	2	0	148
17:00-17:15	24	6	0	1	0	0	31
17:15-17:30	22	7	0	1	0	0	30
17:30-17:45	27	5	0	1	0	0	33
17:45-18:00	29	5	0	1	0	0	35
Total	102	23	0	4	0	0	129

