

Grid Ref :296180 205090

Job No : : G00002

Drawn by : GCD

Times : : 07.15-09.15 and 16.00-18.0

Date : 02/10/2008



IG.Germain, Director, Capita Glamorgan Consultancy
Moy Road Industrial Estate, Taff's Well, Cardiff CF15 7GE.

Enviroparks Study - Site D

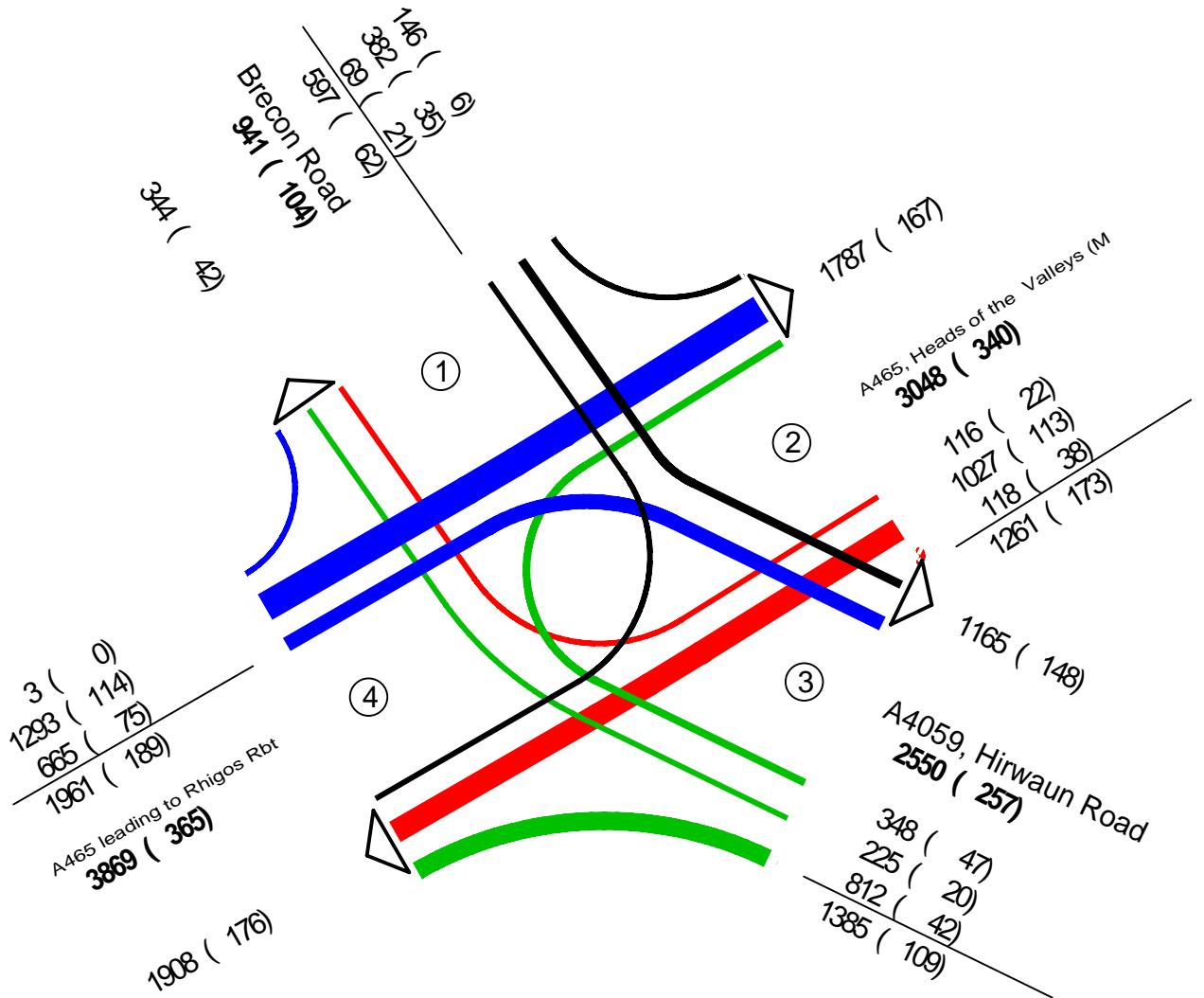
A465, Heads of the Valleys/Brecon Road Rbt. Site D

site : CY1042
 place :
 date : Thursday, 02/10/2008
 block : 07:15 - 09:15 hrs



- 1 Brecon Road
- 2 A465, Heads of the Valleys (Mtr)
- 3 A4059, Hirwaun Road
- 4 A465 leading to Rhigos Rbt

Grid ref. 296180 205090
 Job no. G00002



Veh (HGV)

Veh=Car + LGV + HGV + Bus + MCL

HGV=HGV + Bus

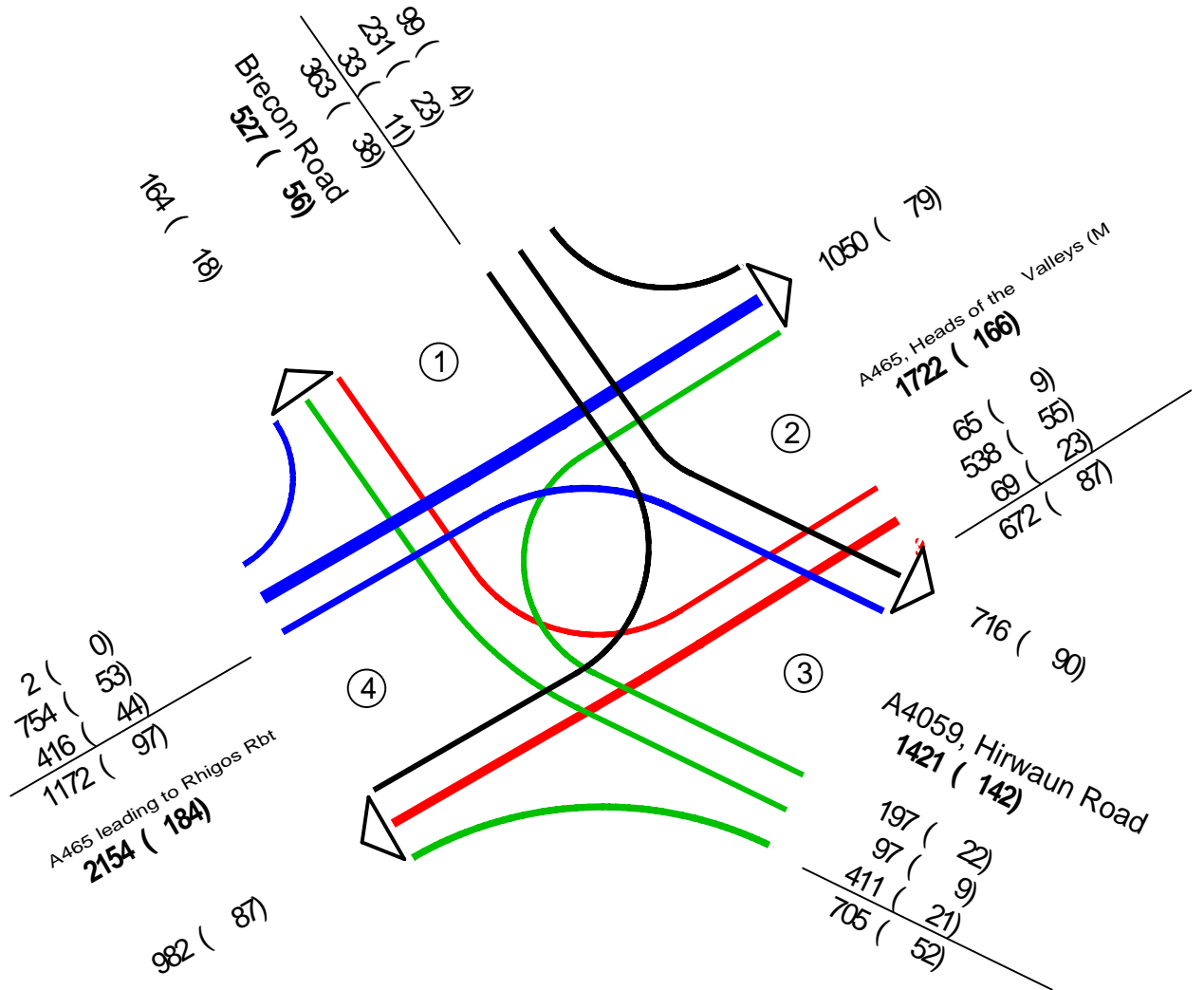


A465, Heads of the Valleys/Brecon Road Rbt. Site D

site : CY1042
 place :
 date : Thursday, 02/10/2008
 block : 07:15 - 09:15 hrs
 peak-hour : 07:45 - 08:45 hrs

- 1 Brecon Road
- 2 A465, Heads of the Valleys (Mtr)
- 3 A4059, Hirwaun Road
- 4 A465 leading to Rhigos Rbt

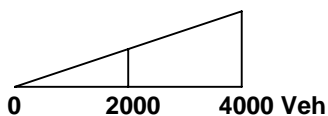
Grid ref. 296180 205090
 Job no. G00002



Veh (HGV)

Veh=Car + LGV + HGV + Bus + MCL

HGV=HGV + Bus



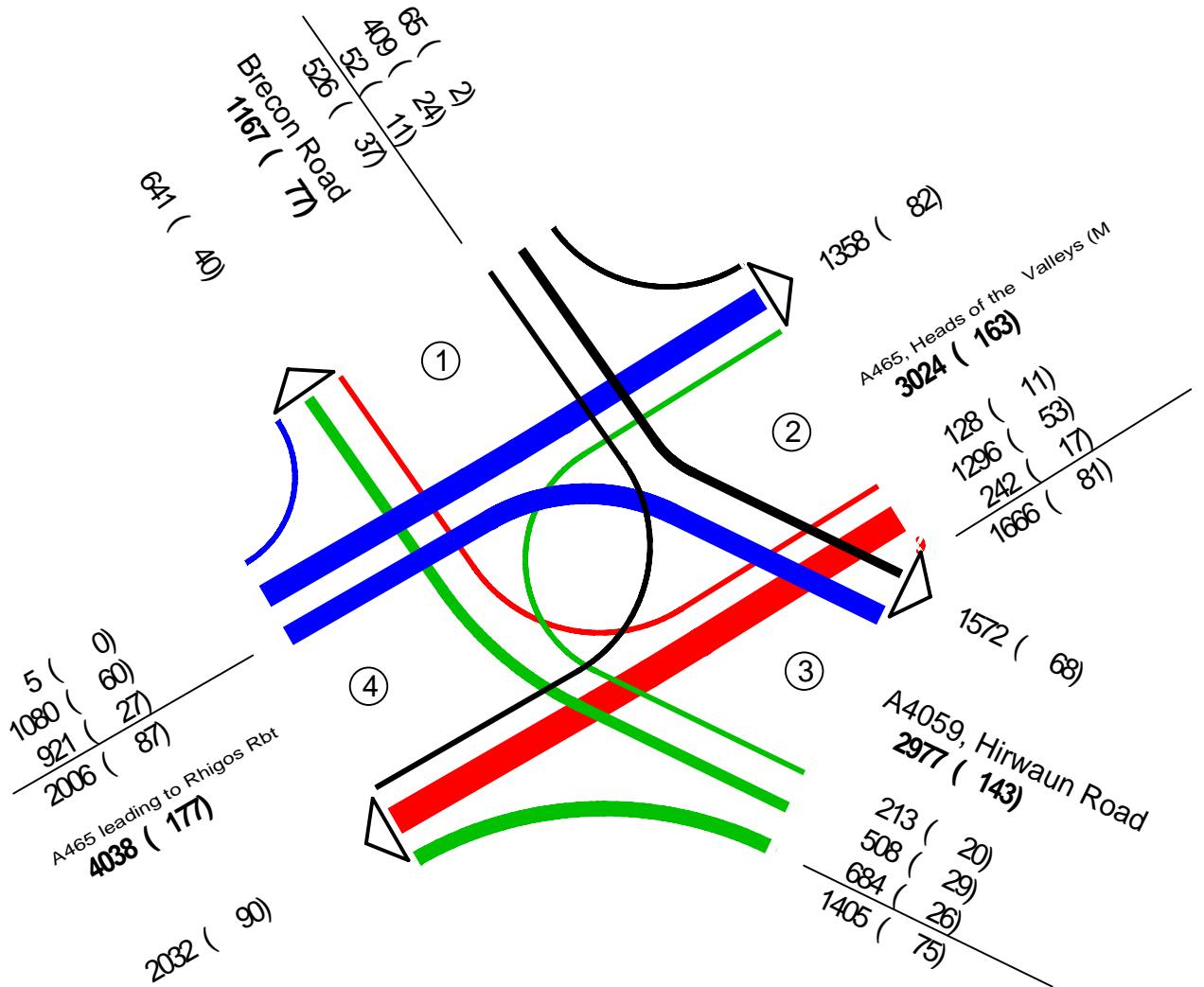
A465, Heads of the Valleys/Brecon Road Rbt. Site D

site : CY1042
 place :
 date : Thursday, 02/10/2008
 block : 16:00 - 18:00 hrs



- 1 Brecon Road
- 2 A465, Heads of the Valleys (Mtr)
- 3 A4059, Hirwaun Road
- 4 A465 leading to Rhigos Rbt

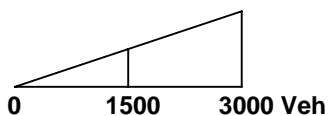
Grid ref. 296180 205090
 Job no. G00002



Veh (HGV)

Veh=Car + LGV + HGV + Bus + MCL

HGV=HGV + Bus



A465, Heads of the Valleys/Brecon Road Rbt. Site D

site : CY1042

place :

date : Thursday, 02/10/2008

block : 16:00 - 18:00 hrs

peak-hour : 16:15 - 17:15 hrs

1 Brecon Road

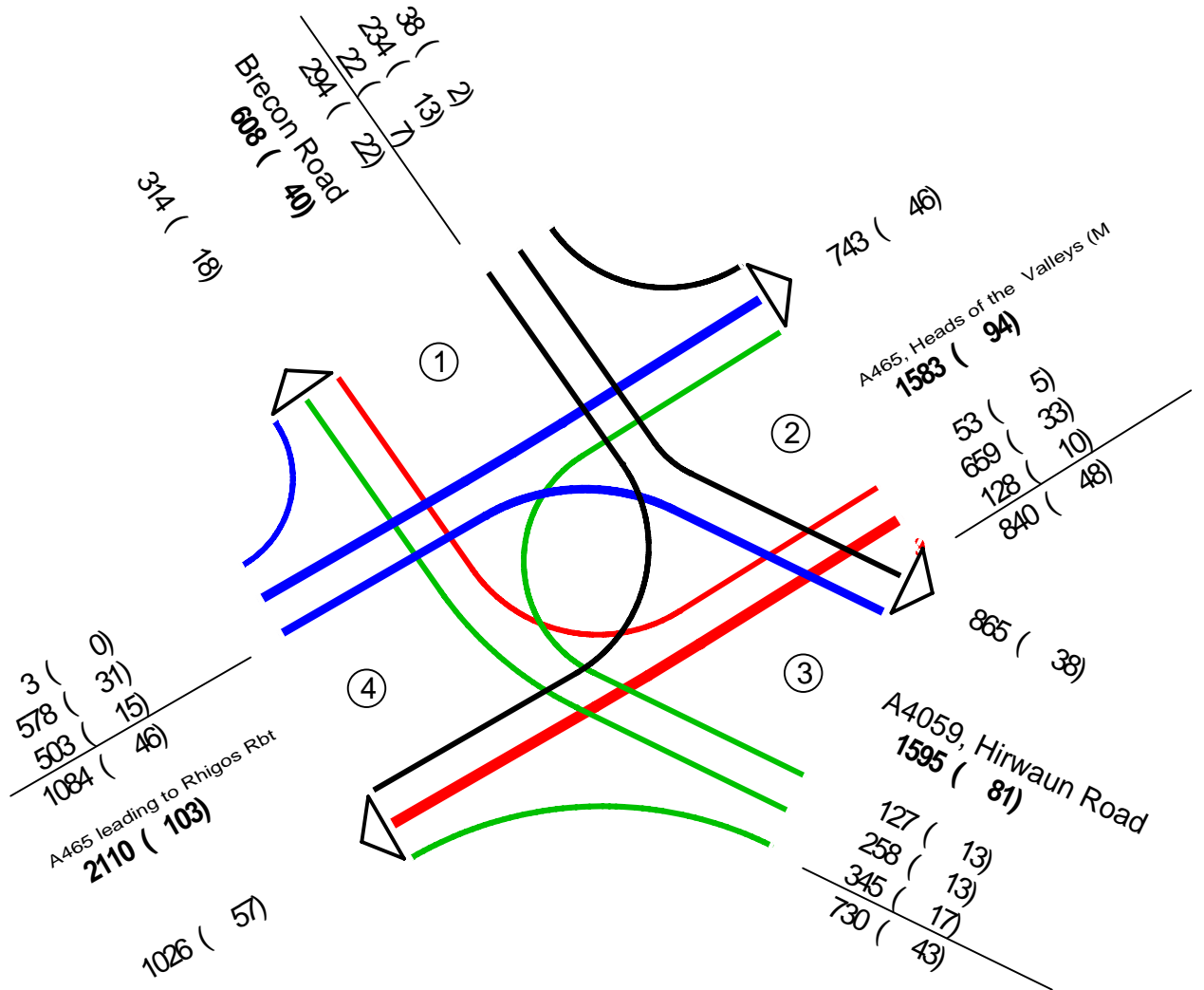
2 A465, Heads of the Valleys (Mtr)

3 A4059, Hirwaun Road

4 A465 leading to Rhigos Rbt

Grid ref. 296180 205090

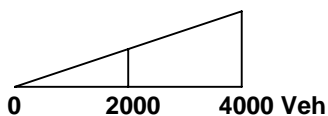
Job no. G00002



Veh (HGV)

Veh=Car + LGV + HGV + Bus + MCL

HGV=HGV + Bus



Enviroparks Study, Hirwaun.

Survey Location.....A4059, Hirwaun Road/ A465 heads of the Valleys Rd/Brecon Rd Roundabout, Hirwaun. Site D

Date/Day of survey.....Thursday 02/10/2008

Site reference number.....CY1042

Movement	1 to 2						Total Vehicles
	Car	Lgv	Hgv	Bus	Motor Cycle	Pedal Cycle	
7:15-7:30	4	2	0	0	0	0	6
7:30-7:45	17	3	0	0	0	0	20
7:45-8:00	20	4	0	1	0	0	25
8:00-8:15	17	1	2	0	0	0	20
Total	58	10	2	1	0	0	71
8:15-8:30	27	2	1	0	0	0	30
8:30-8:45	23	1	0	0	0	0	24
8:45-9:00	9	2	2	0	0	0	13
9:00-9:15	8	0	0	0	0	0	8
Total	67	5	3	0	0	0	75

Movement	1 to 2						Total Vehicles
	Car	Lgv	Hgv	Bus	Motor Cycle	Pedal Cycle	
16:00-16:15	8	0	0	0	0	0	8
16:15-16:30	8	1	0	0	0	0	9
16:30-16:45	5	0	1	0	0	0	6
16:45-17:00	9	3	1	0	0	0	13
Total	30	4	2	0	0	0	36
17:00-17:15	10	0	0	0	0	0	10
17:15-17:30	6	0	0	0	0	0	6
17:30-17:45	8	0	0	0	0	0	8
17:45-18:00	5	0	0	0	0	0	5
Total	29	0	0	0	0	0	29

Movement	1 to 3						Total Vehicles
	Car	Lgv	Hgv	Bus	Motor Cycle	Pedal Cycle	
7:15-7:30	19	0	1	1	0	0	21
7:30-7:45	34	0	4	1	0	0	39
7:45-8:00	39	0	2	3	0	0	44
8:00-8:15	55	0	4	4	0	0	63
Total	147	0	11	9	0	0	167
8:15-8:30	58	0	2	2	0	0	62
8:30-8:45	56	0	1	5	0	0	62
8:45-9:00	40	0	0	3	0	0	43
9:00-9:15	46	0	2	0	0	0	48
Total	200	0	5	10	0	0	215

Movement	1 to 3						Total Vehicles
	Car	Lgv	Hgv	Bus	Motor Cycle	Pedal Cycle	
16:00-16:15	52	0	1	3	0	0	56
16:15-16:30	51	0	1	2	0	0	54
16:30-16:45	60	0	1	1	0	0	62
16:45-17:00	68	0	0	2	0	0	70
Total	231	0	3	8	0	0	242
17:00-17:15	42	0	4	2	0	0	48
17:15-17:30	50	0	0	2	0	0	52
17:30-17:45	34	0	1	1	0	0	36
17:45-18:00	28	0	0	3	0	0	31
Total	154	0	5	8	0	0	167

Enviroparks Study, Hirwaun.

Survey Location.....A4059, Hirwaun Road/ A465 heads of the Valleys Rd/Brecon Rd Roundabout, Hirwaun. Site D

Date/Day of survey.....Thursday 02/10/2008

Site reference number.....CY1042

Movement	1 to 4						Total Vehicles
	Car	Lgv	Hgv	Bus	Motor Cycle	Pedal Cycle	
7:15-7:30	9	0	1	0	0	0	10
7:30-7:45	2	0	4	0	0	0	6
7:45-8:00	5	0	2	0	0	0	7
8:00-8:15	4	0	5	0	0	0	9
Total	20	0	12	0	0	0	32
8:15-8:30	2	0	2	1	0	0	5
8:30-8:45	11	0	1	0	0	0	12
8:45-9:00	8	0	1	0	0	0	9
9:00-9:15	7	0	3	1	0	0	11
Total	28	0	7	2	0	0	37

Movement	1 to 4						Total Vehicles
	Car	Lgv	Hgv	Bus	Motor Cycle	Pedal Cycle	
16:00-16:15	2	0	1	0	0	0	3
16:15-16:30	6	0	1	0	0	0	7
16:30-16:45	3	0	1	0	0	0	4
16:45-17:00	3	0	0	1	0	0	4
Total	14	0	3	1	0	0	18
17:00-17:15	3	0	4	0	0	0	7
17:15-17:30	3	0	1	0	0	0	4
17:30-17:45	4	0	2	0	0	0	6
17:45-18:00	17	0	0	0	0	0	17
Total	27	0	7	0	0	0	34

Movement	2 to 1						Total Vehicles
	Car	Lgv	Hgv	Bus	Motor Cycle	Pedal Cycle	
7:15-7:30	8	0	2	0	0	0	10
7:30-7:45	3	0	2	1	0	0	6
7:45-8:00	24	0	0	3	0	0	27
8:00-8:15	10	0	2	0	0	0	12
Total	45	0	6	4	0	0	55
8:15-8:30	8	0	1	1	0	0	10
8:30-8:45	14	0	1	1	0	0	16
8:45-9:00	19	0	3	2	0	0	24
9:00-9:15	8	0	1	2	0	0	11
Total	49	0	6	6	0	0	61

Movement	2 to 1						Total Vehicles
	Car	Lgv	Hgv	Bus	Motor Cycle	Pedal Cycle	
16:00-16:15	8	0	1	0	0	0	9
16:15-16:30	8	0	1	0	0	0	9
16:30-16:45	10	0	2	0	0	0	12
16:45-17:00	14	0	2	0	0	0	16
Total	40	0	6	0	0	0	46
17:00-17:15	16	0	0	0	0	0	16
17:15-17:30	10	0	2	0	0	0	12
17:30-17:45	29	0	2	0	0	0	31
17:45-18:00	22	0	1	0	0	0	23
Total	77	0	5	0	0	0	82

Enviroparks Study, Hirwaun.

Survey Location.....A4059, Hirwaun Road/ A465 heads of the Valleys Rd/Brecon Rd Roundabout, Hirwaun. Site D

Date/Day of survey.....Thursday 02/10/2008

Site reference number.....CY1042

Movement	2 to 3						Total Vehicles
	Car	Lgv	Hgv	Bus	Motor Cycle	Pedal Cycle	
7:15-7:30	6	2	3	1	0	0	12
7:30-7:45	4	2	2	0	0	0	8
7:45-8:00	5	1	1	1	0	0	8
8:00-8:15	8	2	2	3	0	0	15
Total	23	7	8	5	0	0	43
8:15-8:30	7	11	3	3	0	0	24
8:30-8:45	8	4	0	10	0	0	22
8:45-9:00	13	2	2	1	0	0	18
9:00-9:15	2	3	3	3	0	0	11
Total	30	20	8	17	0	0	75

Movement	2 to 3						Total Vehicles
	Car	Lgv	Hgv	Bus	Motor Cycle	Pedal Cycle	
16:00-16:15	21	8	2	4	0	0	35
16:15-16:30	24	3	3	1	0	0	31
16:30-16:45	22	5	3	1	0	0	31
16:45-17:00	31	2	0	0	0	0	33
Total	98	18	8	6	0	0	130
17:00-17:15	27	4	1	1	0	0	33
17:15-17:30	25	6	0	0	0	0	31
17:30-17:45	22	3	0	0	0	0	25
17:45-18:00	21	1	0	1	0	0	23
Total	95	14	1	2	0	0	112

Movement	2 to 4						Total Vehicles
	Car	Lgv	Hgv	Bus	Motor Cycle	Pedal Cycle	
7:15-7:30	113	0	16	1	0	0	130
7:30-7:45	139	0	15	2	0	0	156
7:45-8:00	123	0	9	3	0	0	135
8:00-8:15							0
Total	375	0	40	6	0	0	421
8:15-8:30	121	0	15	1	0	0	137
8:30-8:45	110	0	11	1	0	0	122
8:45-9:00	95	0	13	2	0	0	110
9:00-9:15	84	0	7	2	0	0	93
Total	410	0	46	6	0	0	462

Movement	2 to 4						Total Vehicles
	Car	Lgv	Hgv	Bus	Motor Cycle	Pedal Cycle	
16:00-16:15	135	0	6	1	0	0	142
16:15-16:30	137	0	10	1	0	0	148
16:30-16:45	152	0	5	0	0	0	157
16:45-17:00	173	0	9	0	0	0	182
Total	597	0	30	2	0	0	629
17:00-17:15	164	0	8	0	0	0	172
17:15-17:30	180	0	5	0	0	0	185
17:30-17:45	166	0	5	0	0	0	171
17:45-18:00	136	0	3	0	0	0	139
Total	646	0	21	0	0	0	667

Enviroparks Study, Hirwaun.

Survey Location.....A4059, Hirwaun Road/ A465 heads of the Valleys Rd/Brecon Rd Roundabout, Hirwaun. Site D

Date/Day of survey.....Thursday 02/10/2008

Site reference number.....CY1042

Movement	3 to 1						Total Vehicles
	Car	Lgv	Hgv	Bus	Motor Cycle	Pedal Cycle	
7:15-7:30	6	0	2	1	0	0	9
7:30-7:45	16	0	1	2	0	0	19
7:45-8:00	11	0	2	0	0	0	13
8:00-8:15	32	0	2	1	0	0	35
Total	65	0	7	4	0	0	76
8:15-8:30	27	0	1	2	0	0	30
8:30-8:45	18	0	0	1	0	0	19
8:45-9:00	46	0	1	3	0	0	50
9:00-9:15	49	0	1	0	0	0	50
Total	140	0	3	6	0	0	149

Movement	3 to 1						Total Vehicles
	Car	Lgv	Hgv	Bus	Motor Cycle	Pedal Cycle	
16:00-16:15	44	0	4	2	0	0	50
16:15-16:30	54	0	0	5	0	0	59
16:30-16:45	55	0	2	1	0	0	58
16:45-17:00	68	0	1	2	0	0	71
Total	221	0	7	10	0	0	238
17:00-17:15	68	0	0	2	0	0	70
17:15-17:30	62	0	1	4	0	0	67
17:30-17:45	46	0	0	2	0	0	48
17:45-18:00	82	0	1	2	0	0	85
Total	258	0	2	10	0	0	270

Movement	3 to 2						Total Vehicles
	Car	Lgv	Hgv	Bus	Motor Cycle	Pedal Cycle	
7:15-7:30	40	0	5	2	0	0	47
7:30-7:45	27	0	1	2	0	0	30
7:45-8:00	42	0	2	2	0	0	46
8:00-8:15	36	0	0	6	0	0	42
Total	145	0	8	12	0	0	165
8:15-8:30	45	0	0	6	0	0	51
8:30-8:45	52	0	5	1	0	0	58
8:45-9:00	37	0	3	5	0	0	45
9:00-9:15	22	0	3	4	0	0	29
Total	156	0	11	16	0	0	183

Movement	3 to 2						Total Vehicles
	Car	Lgv	Hgv	Bus	Motor Cycle	Pedal Cycle	
16:00-16:15	19	0	1	1	0	0	21
16:15-16:30	31	0	3	1	0	0	35
16:30-16:45	22	0	2	0	0	0	24
16:45-17:00	32	0	3	2	0	0	37
Total	104	0	9	4	0	0	117
17:00-17:15	29	0	2	0	0	0	31
17:15-17:30	22	0	1	0	0	0	23
17:30-17:45	31	0	1	0	0	0	32
17:45-18:00	7	0	1	2	0	0	10
Total	89	0	5	2	0	0	96

Enviroparks Study, Hirwaun.

Survey Location.....A4059, Hirwaun Road/ A465 heads of the Valleys Rd/Brecon Rd Roundabout, Hirwaun. Site D
 Date/Day of survey.....Thursday 02/10/2008 Site reference number.....CY1042

Movement	3 to 4						Total Vehicles
	Car	Lgv	Hgv	Bus	Motor Cycle	Pedal Cycle	
7:15-7:30	92	36	4	0	0	0	132
7:30-7:45	73	22	4	1	0	0	100
7:45-8:00	94	23	5	1	1	0	124
8:00-8:15	84	21	5	0	0	0	110
Total	343	102	18	2	1	0	466
8:15-8:30	75	9	2	2	1	0	89
8:30-8:45	71	10	5	1	1	0	88
8:45-9:00	70	20	5	1	0	0	96
9:00-9:15	54	13	6	0	0	0	73
Total	270	52	18	4	2	0	346

Movement	3 to 4						Total Vehicles
	Car	Lgv	Hgv	Bus	Motor Cycle	Pedal Cycle	
16:00-16:15	63	14	6	0	0	0	83
16:15-16:30	67	9	5	1	0	0	82
16:30-16:45	65	20	1	1	1	0	88
16:45-17:00	59	17	7	0	0	0	83
Total	254	60	19	2	1	0	336
17:00-17:15	80	10	2	0	0	0	92
17:15-17:30	82	10	1	0	0	0	93
17:30-17:45	77	7	2	0	0	0	86
17:45-18:00	67	10	0	0	0	0	77
Total	306	37	5	0	0	0	348

Movement	4 to 1						Total Vehicles
	Car	Lgv	Hgv	Bus	Motor Cycle	Pedal Cycle	
7:15-7:30	0	0	0	0	0	0	0
7:30-7:45	0	0	0	0	0	0	0
7:45-8:00	1	0	0	0	0	0	1
8:00-8:15	0	0	0	0	0	0	0
Total	1	0	0	0	0	0	1
8:15-8:30	0	0	0	0	0	0	0
8:30-8:45	1	0	0	0	0	0	1
8:45-9:00	0	0	0	0	0	0	0
9:00-9:15	1	0	0	0	0	0	1
Total	2	0	0	0	0	0	2

Movement	4 to 1						Total Vehicles
	Car	Lgv	Hgv	Bus	Motor Cycle	Pedal Cycle	
16:00-16:15	0	0	0	0	0	0	0
16:15-16:30	1	0	0	0	0	0	1
16:30-16:45	1	0	0	0	0	0	1
16:45-17:00	0	0	0	0	0	0	0
Total	2	0	0	0	0	0	2
17:00-17:15	1	0	0	0	0	0	1
17:15-17:30	0	0	0	0	0	0	0
17:30-17:45	0	0	0	0	0	0	0
17:45-18:00	2	0	0	0	0	0	2
Total	3	0	0	0	0	0	3

Enviroparks Study, Hirwaun.

Survey Location.....A4059, Hirwaun Road/ A465 heads of the Valleys Rd/Brecon Rd Roundabout, Hirwaun. Site D

Date/Day of survey.....Thursday 02/10/2008

Site reference number.....CY1042

Movement	4 to 2						Total Vehicles
	Car	Lgv	Hgv	Bus	Motor Cycle	Pedal Cycle	
7:15-7:30	115	0	12	0	0	0	127
7:30-7:45	149	0	14	0	0	0	163
7:45-8:00	191	0	13	0	0	0	204
8:00-8:15	207	0	15	1	0	0	223
Total	662	0	54	1	0	0	717
8:15-8:30	144	0	6	4	0	0	154
8:30-8:45	159	0	14	0	0	0	173
8:45-9:00	123	0	20	1	0	0	144
9:00-9:15	91	0	13	1	0	0	105
Total	517	0	53	6	0	0	576

Movement	4 to 2						Total Vehicles
	Car	Lgv	Hgv	Bus	Motor Cycle	Pedal Cycle	
16:00-16:15	108	0	12	1	0	0	121
16:15-16:30	135	0	8	1	0	0	144
16:30-16:45	151	0	12	0	0	0	163
16:45-17:00	124	0	6	0	0	0	130
Total	518	0	38	2	0	0	558
17:00-17:15	137	0	3	1	0	0	141
17:15-17:30	150	0	2	1	0	0	153
17:30-17:45	105	0	5	1	0	0	111
17:45-18:00	110	0	6	1	0	0	117
Total	502	0	16	4	0	0	522

Movement	4 to 3						Total Vehicles
	Car	Lgv	Hgv	Bus	Motor Cycle	Pedal Cycle	
7:15-7:30	32	0	14	0	0	0	46
7:30-7:45	53	0	2	0	0	0	55
7:45-8:00	80	0	15	3	0	0	98
8:00-8:15	94	0	6	3	0	0	103
Total	259	0	37	6	0	0	302
8:15-8:30	101	0	5	6	0	0	112
8:30-8:45	97	0	6	0	0	0	103
8:45-9:00	88	0	4	3	0	0	95
9:00-9:15	45	0	7	1	0	0	53
Total	331	0	22	10	0	0	363

Movement	4 to 3						Total Vehicles
	Car	Lgv	Hgv	Bus	Motor Cycle	Pedal Cycle	
16:00-16:15	92	0	5	2	0	0	99
16:15-16:30	130	0	2	3	0	0	135
16:30-16:45	107	0	3	0	0	0	110
16:45-17:00	117	0	2	0	0	0	119
Total	446	0	12	5	0	0	463
17:00-17:15	134	0	4	1	0	0	139
17:15-17:30	105	0	2	0	0	0	107
17:30-17:45	99	0	1	1	0	0	101
17:45-18:00	110	0	1	0	0	0	111
Total	448	0	8	2	0	0	458