

Grid Ref : 298190 204220

Job No : G00002

Drawn by : GCD

Times : 07.15-09.15 and 16.00-18.0

Date : 30/09/2008

IG.Germain, Director, Capita Glamorgan Consultancy
 Moy Road Industrial Estate, Taff's Well, Cardiff CF15 7GE.

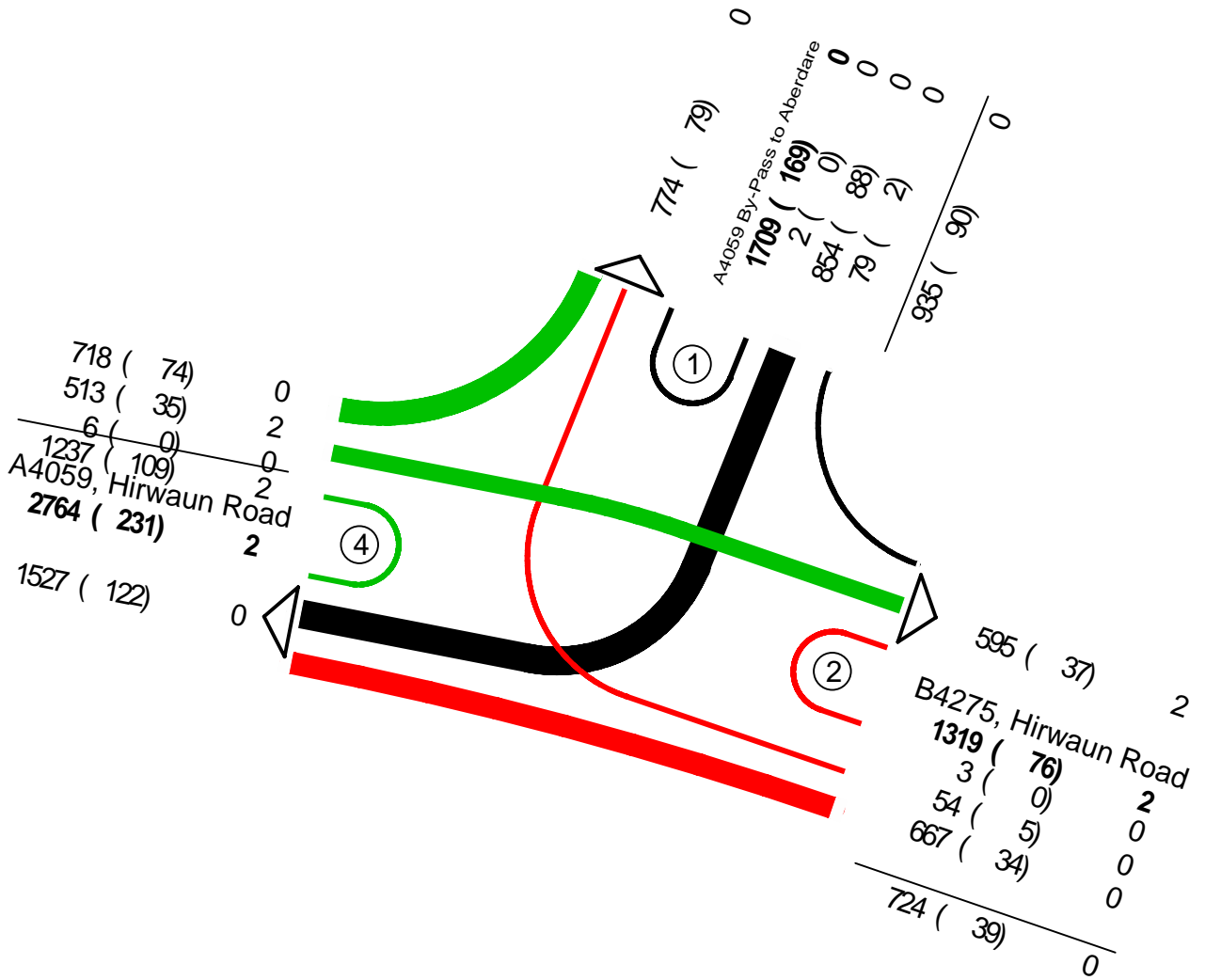
Enviroparks Study - Site E

A4059, Hirwaun Road/By-Pass to Aberdare, Roundabout. Site E
 site : CY0933
 place : Penywaun
 date : Tuesday, 30/09/2008
 block : 07:15 - 09:15 hrs



1 A4059 By-Pass to Aberdare
 2 B4275, Hirwaun Road
 4 A4059, Hirwaun Road

Grid ref. 298190 204220
 Job no. G00002

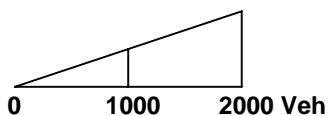


Veh (HGV) Cyc

Veh=Car + LGV + HGV + Bus + MCL

HGV=HGV + Bus

Cyc=Cyc

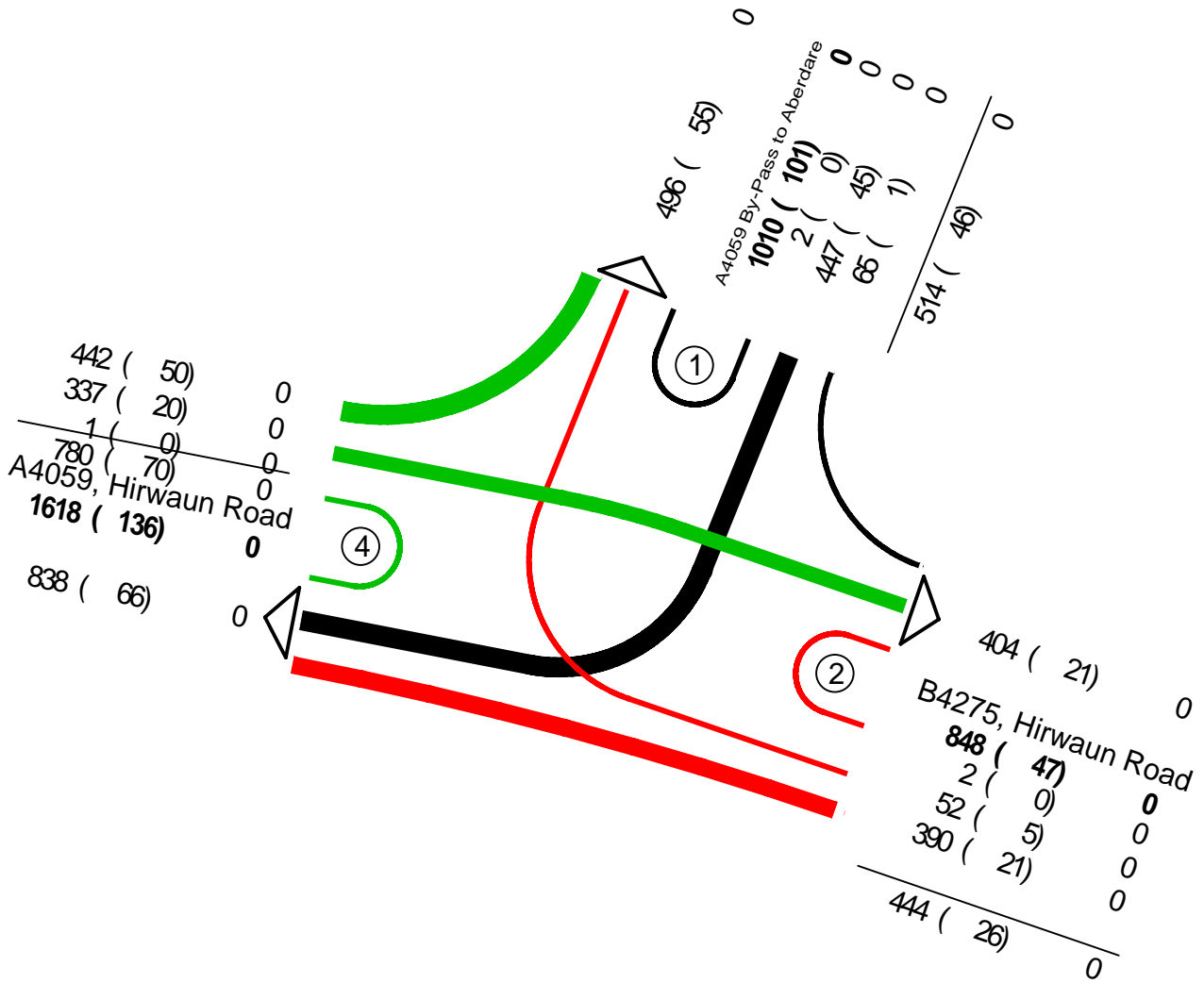


A4059, Hirwaun Road/By-Pass to Aberdare, Roundabout. Site E

site : CY0933
 place : Penywaun
 date : Tuesday, 30/09/2008
 block : 07:15 - 09:15 hrs
 peak-hour : 08:15 - 09:15 hrs

1 A4059 By-Pass to Aberdare
 2 B4275, Hirwaun Road
 4 A4059, Hirwaun Road

Grid ref. 298190 204220
 Job no. G00002



Veh (HGV) Cyc

Veh=Car + LGV + HGV + Bus + MCL

HGV=HGV + Bus

Cyc=Cyc

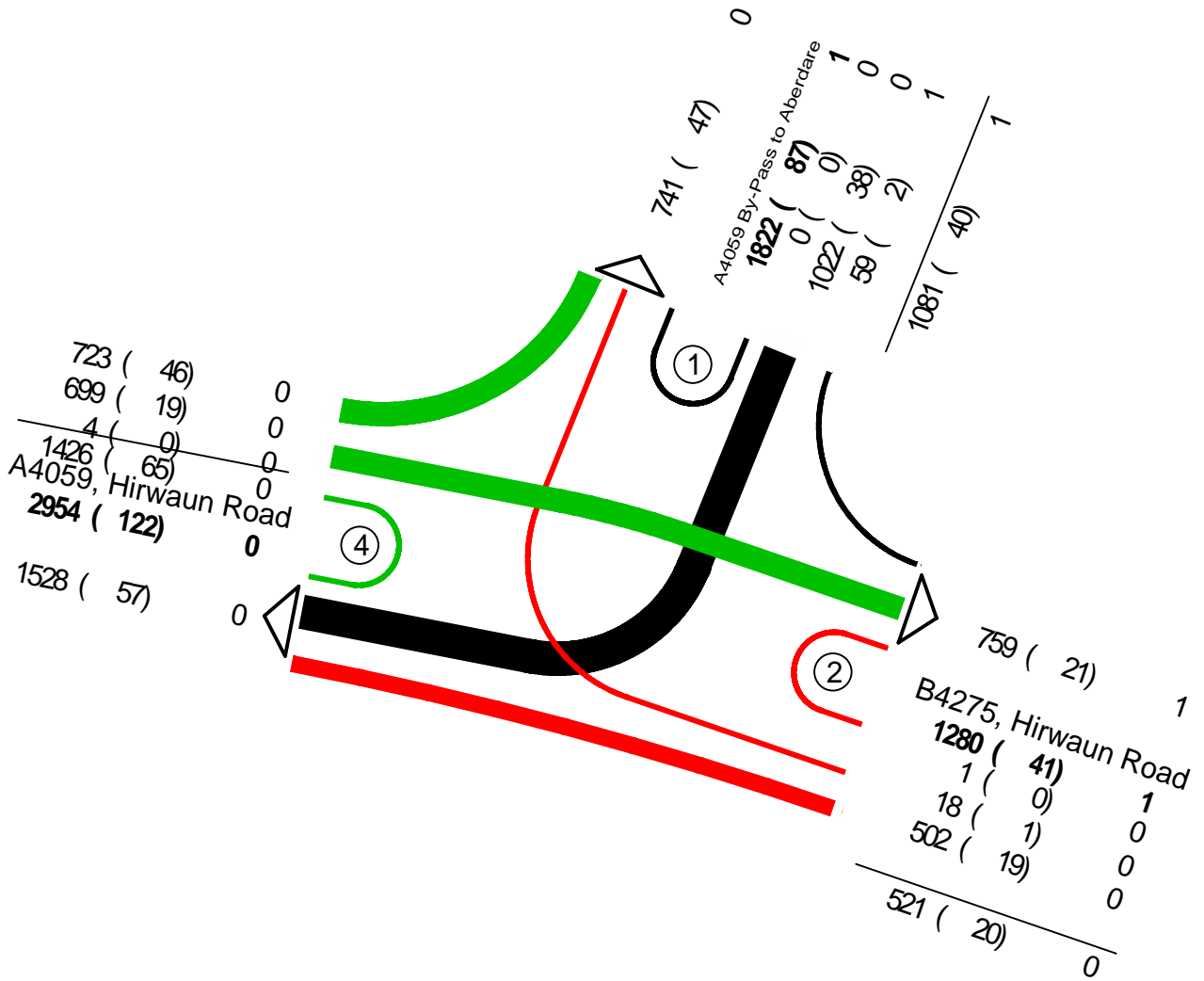


A4059, Hirwaun Road/By-Pass to Aberdare, Roundabout. Site E
 site : CY0933
 place : Penywaun
 date : Tuesday, 30/09/2008
 block : 16:00 - 18:00 hrs



1 A4059 By-Pass to Aberdare
 2 B4275, Hirwaun Road
 4 A4059, Hirwaun Road

Grid ref. 298190 204220
 Job no. G00002

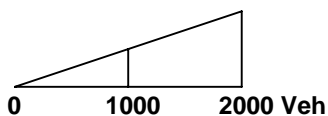


Veh (HGV) Cyc

Veh=Car + LGV + HGV + Bus + MCL

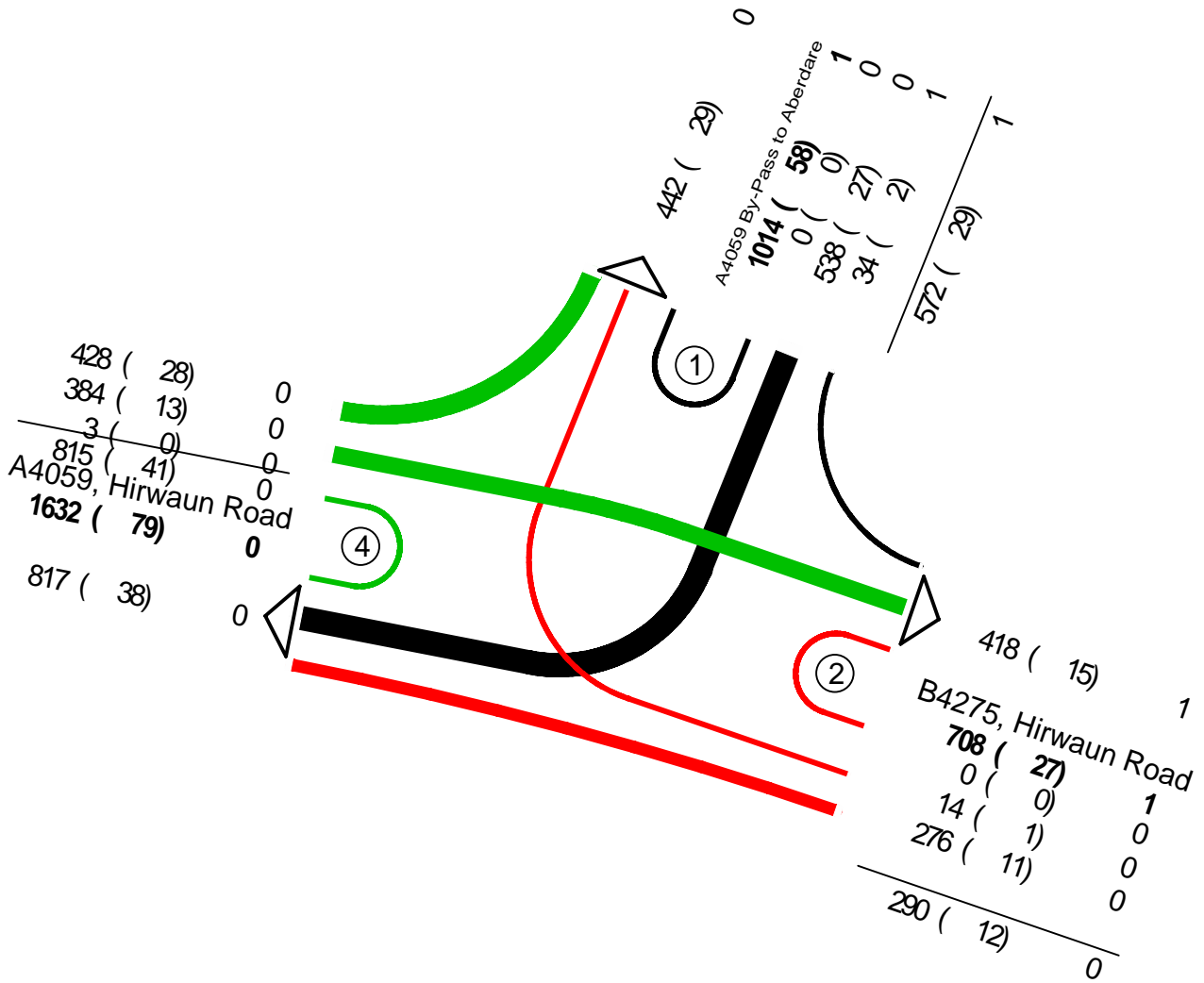
HGV=HGV + Bus

Cyc=Cyc



A4059, Hirwaun Road/By-Pass to Aberdare, Roundabout. Site E
 site : CY0933
 place : Penywaun
 date : Tuesday, 30/09/2008
 block : 16:00 - 18:00 hrs
 peak-hour : 16:00 - 17:00 hrs
 1 A4059 By-Pass to Aberdare
 2 B4275, Hirwaun Road
 4 A4059, Hirwaun Road

Grid ref. 298190 204220
 Job no. G00002



Veh (HGV) Cyc

Veh=Car + LGV + HGV + Bus + MCL

HGV=HGV + Bus

Cyc=Cyc



Enviroparks Study, Hirwaun.

Survey Location.....A4059, Hirwaun Road/By-Pass Roundabout, Penywaun.

Site E

Date/Day of survey.....Tuesday 30/09/2008

Site reference number.....CY0933

Movement	1 to 1						Total Vehicles
	Car	Lgv	Hgv	Bus	Motor Cycle	Pedal Cycle	
7:15-7:30	0	0	0	0	0	0	0
7:30-7:45	0	0	0	0	0	0	0
7:45-8:00	0	0	0	0	0	0	0
8:00-8:15	0	0	0	0	0	0	0
Total	0	0	0	0	0	0	0
8:15-8:30	0	1	0	0	0	0	1
8:30-8:45	1	0	0	0	0	0	1
8:45-9:00	0	0	0	0	0	0	0
9:00-9:15	0	0	0	0	0	0	0
Total	1	1	0	0	0	0	2

Movement	1 to 1						Total Vehicles
	Car	Lgv	Hgv	Bus	Motor Cycle	Pedal Cycle	
16:00-16:15	0	0	0	0	0	0	0
16:15-16:30	0	0	0	0	0	0	0
16:30-16:45	0	0	0	0	0	0	0
16:45-17:00	0	0	0	0	0	0	0
Total	0	0	0	0	0	0	0
17:00-17:15	0	0	0	0	0	0	0
17:15-17:30	0	0	0	0	0	0	0
17:30-17:45	0	0	0	0	0	0	0
17:45-18:00	0	0	0	0	0	0	0
Total	0	0	0	0	0	0	0

Movement	1 to 2						Total Vehicles
	Car	Lgv	Hgv	Bus	Motor Cycle	Pedal Cycle	
7:15-7:30	3	0	0	0	0	0	3
7:30-7:45	1	0	0	0	0	0	1
7:45-8:00	4	0	0	0	0	0	4
8:00-8:15	5	0	0	1	0	0	6
Total	13	0	0	1	0	0	14
8:15-8:30	12	1	0	0	0	0	13
8:30-8:45	24	1	0	0	0	0	25
8:45-9:00	13	3	0	1	0	0	17
9:00-9:15	7	3	0	0	0	0	10
Total	56	8	0	1	0	0	65

Movement	1 to 2						Total Vehicles
	Car	Lgv	Hgv	Bus	Motor Cycle	Pedal Cycle	
16:00-16:15	7	0	1	1	0	0	9
16:15-16:30	5	0	0	0	0	0	5
16:30-16:45	6	0	0	0	0	1	6
16:45-17:00	13	1	0	0	0	0	14
Total	31	1	1	1	0	1	34
17:00-17:15	4	0	0	0	0	0	4
17:15-17:30	4	1	0	0	0	0	5
17:30-17:45	8	0	0	0	0	0	8
17:45-18:00	8	0	0	0	0	0	8
Total	24	1	0	0	0	0	25

Enviroparks Study, Hirwaun.

Survey Location.....A4059, Hirwaun Road/By-Pass Roundabout, Penywaun.

Site E

Date/Day of survey.....Tuesday 30/09/2008

Site reference number.....CY0933

Movement	1 to 4						Total Vehicles
	Car	Lgv	Hgv	Bus	Motor Cycle	Pedal Cycle	
7:15-7:30	62	24	6	4	0	0	96
7:30-7:45	62	20	8	2	0	0	92
7:45-8:00	73	17	7	7	1	0	105
8:00-8:15	88	17	6	3	0	0	114
Total	285	78	27	16	1	0	407
8:15-8:30	86	14	6	3	1	0	110
8:30-8:45	95	20	9	10	0	0	134
8:45-9:00	75	21	9	2	0	0	107
9:00-9:15	68	22	4	2	0	0	96
Total	324	77	28	17	1	0	447

Movement	1 to 4						Total Vehicles
	Car	Lgv	Hgv	Bus	Motor Cycle	Pedal Cycle	
16:00-16:15	90	27	6	1	1	0	125
16:15-16:30	107	16	6	2	0	0	131
16:30-16:45	118	32	5	1	0	0	156
16:45-17:00	102	17	4	2	1	0	126
Total	417	92	21	6	2	0	538
							0
17:00-17:15	107	11	4	0	0	0	122
17:15-17:30	113	8	1	2	0	0	124
17:30-17:45	110	15	0	1	1	0	127
17:45-18:00	95	13	2	1	0	0	111
Total	425	47	7	4	1	0	484

Movement	2 to 1						Total Vehicles
	Car	Lgv	Hgv	Bus	Motor Cycle	Pedal Cycle	
7:15-7:30	0	0	0	0	0	0	0
7:30-7:45	1	0	0	0	0	0	1
7:45-8:00	1	0	0	0	0	0	1
8:00-8:15	0	0	0	0	0	0	0
Total	2	0	0	0	0	0	2
8:15-8:30	10	1	0	0	0	0	11
8:30-8:45	15	2	0	1	0	0	18
8:45-9:00	13	0	0	4	0	0	17
9:00-9:15	6	0	0	0	0	0	6
Total	44	3	0	5	0	0	52

Movement	2 to 1						Total Vehicles
	Car	Lgv	Hgv	Bus	Motor Cycle	Pedal Cycle	
16:00-16:15	5	0	0	1	0	0	6
16:15-16:30	1	1	0	0	0	0	2
16:30-16:45	2	1	0	0	0	0	3
16:45-17:00	3	0	0	0	0	0	3
Total	11	2	0	1	0	0	14
17:00-17:15	0	0	0	0	0	0	0
17:15-17:30	1	0	0	0	0	0	1
17:30-17:45	2	1	0	0	0	0	3
17:45-18:00	0	0	0	0	0	0	0
Total	3	1	0	0	0	0	4

Enviroparks Study, Hirwaun.

Survey Location.....A4059, Hirwaun Road/By-Pass Roundabout, Penywaun.

Site E

Date/Day of survey.....Tuesday 30/09/2008

Site reference number.....CY0933

Movement	2 to 2						Total Vehicles
	Car	Lgv	Hgv	Bus	Motor Cycle	Pedal Cycle	
7:15-7:30	0	0	0	0	0	0	0
7:30-7:45	0	0	0	0	0	0	0
7:45-8:00	0	0	0	0	0	0	0
8:00-8:15	0	1	0	0	0	0	1
Total	0	1	0	0	0	0	1
8:15-8:30	0	0	0	0	0	0	0
8:30-8:45	1	0	0	0	0	0	1
8:45-9:00	0	0	0	0	0	0	0
9:00-9:15	1	0	0	0	0	0	1
Total	2	0	0	0	0	0	2

Movement	2 to 2						Total Vehicles
	Car	Lgv	Hgv	Bus	Motor Cycle	Pedal Cycle	
16:00-16:15	0	0	0	0	0	0	0
16:15-16:30	0	0	0	0	0	0	0
16:30-16:45	0	0	0	0	0	0	0
16:45-17:00	0	0	0	0	0	0	0
Total	0	0	0	0	0	0	0
17:00-17:15	1	0	0	0	0	0	1
17:15-17:30	0	0	0	0	0	0	0
17:30-17:45	0	0	0	0	0	0	0
17:45-18:00	0	0	0	0	0	0	0
Total	1	0	0	0	0	0	1

Movement	2 to 4						Total Vehicles
	Car	Lgv	Hgv	Bus	Motor Cycle	Pedal Cycle	
7:15-7:30	37	11	3	1	0	0	52
7:30-7:45	42	13	0	4	0	0	59
7:45-8:00	79	9	0	1	0	0	89
8:00-8:15	63	10	0	4	0	0	77
Total	221	43	3	10	0	0	277
8:15-8:30	85	7	0	3	0	0	95
8:30-8:45	76	10	2	6	0	0	94
8:45-9:00	94	14	0	3	0	0	111
9:00-9:15	72	10	4	3	1	0	90
Total	327	41	6	15	1	0	390

Movement	2 to 4						Total Vehicles
	Car	Lgv	Hgv	Bus	Motor Cycle	Pedal Cycle	
16:00-16:15	56	4	2	2	2	0	66
16:15-16:30	54	9	0	1	0	0	64
16:30-16:45	62	14	1	2	0	0	79
16:45-17:00	60	4	0	3	0	0	67
Total	232	31	3	8	2	0	276
17:00-17:15	51	8	0	3	1	0	63
17:15-17:30	58	4	0	3	0	0	65
17:30-17:45	47	6	0	1	1	0	55
17:45-18:00	36	6	0	1	0	0	43
Total	192	24	0	8	2	0	226

Enviroparks Study, Hirwaun.

Survey Location.....A4059, Hirwaun Road/By-Pass Roundabout, Penywaun.

Site E

Date/Day of survey.....Tuesday 30/09/2008

Site reference number.....CY0933

Movement	4 to 1						Total Vehicles
	Car	Lgv	Hgv	Bus	Motor Cycle	Pedal Cycle	
7:15-7:30	33	9	4	0	0	0	46
7:30-7:45	54	18	0	0	0	0	72
7:45-8:00	48	17	8	4	0	0	77
8:00-8:15	54	19	6	2	0	0	81
Total	189	63	18	6	0	0	276
8:15-8:30	70	13	15	0	0	0	98
8:30-8:45	84	15	6	6	1	0	112
8:45-9:00	98	16	8	7	0	0	129
9:00-9:15	78	17	5	3	0	0	103
Total	330	61	34	16	1	0	442

Movement	4 to 1						Total Vehicles
	Car	Lgv	Hgv	Bus	Motor Cycle	Pedal Cycle	
16:00-16:15	67	15	8	3	0	0	93
16:15-16:30	77	22	6	3	0	0	108
16:30-16:45	91	17	5	2	0	0	115
16:45-17:00	93	18	1	0	0	0	112
Total	328	72	20	8	0	0	428
							0
17:00-17:15	72	15	8	2	0	0	97
17:15-17:30	62	8	2	1	0	0	73
17:30-17:45	48	7	1	1	0	0	57
17:45-18:00	56	9	3	0	0	0	68
Total	238	39	14	4	0	0	295

Movement	4 to 2						Total Vehicles
	Car	Lgv	Hgv	Bus	Motor Cycle	Pedal Cycle	
7:15-7:30	20	11	2	0	0	1	33
7:30-7:45	26	2	0	2	1	0	31
7:45-8:00	42	7	1	2	0	1	52
8:00-8:15	39	13	0	8	0	0	60
Total	127	33	3	12	1	2	176
8:15-8:30	52	13	0	7	0	0	72
8:30-8:45	91	8	2	1	0	0	102
8:45-9:00	83	8	1	5	1	0	98
9:00-9:15	53	8	1	3	0	0	65
Total	279	37	4	16	1	0	337

Movement	4 to 2						Total Vehicles
	Car	Lgv	Hgv	Bus	Motor Cycle	Pedal Cycle	
16:00-16:15	66	7	3	3	0	0	79
16:15-16:30	77	13	0	3	0	0	93
16:30-16:45	100	19	0	1	0	0	120
16:45-17:00	76	13	0	3	0	0	92
Total	319	52	3	10	0	0	384
17:00-17:15	65	12	0	2	1	0	80
17:15-17:30	79	5	0	1	3	0	88
17:30-17:45	71	3	1	1	0	0	76
17:45-18:00	66	3	0	1	1	0	71
Total	281	23	1	5	5	0	315

